

CLASSEMENT GÉNÉRAL des QUALIFICATIONS APRÈS la MANCHE : 3

AMICALE - 4x4 Modifié

SÉR. N°	NOM et PRÉNOM	CATÉ GORIE	+++ MEILLEUR RÉSULTAT +++				PLACE
			N° MANCHE	Nb TOURS	et	TEMPS	
A 6	TEXEIRA Frederic	AMICALE	3	28	T en	00:05:07.92	1
A 2	GOTTSHECK Fabrice	AMICALE	3	27	T en	00:05:05.92	2
A 5	STEINMETZ Vincent	AMICALE	3	26	T en	00:05:11.64	3
A 7	TYTOO David	AMICALE	3	25	T en	00:05:01.80	4
A 3	LEROY Hiro-Lao	AMICALE	2	23	T en	00:05:00.66	5
A 1	ARGANT Raphael	AMICALE	3	20	T en	00:05:12.23	6
A 4	ROESSEL Christophe	AMICALE	2	17	T en	00:05:12.22	7
A 8	ZOMBY C	AMICALE	1	0	T en	00:00:00.00	8
A 9	ZOMBY D	AMICALE	1	0	T en	00:00:00.00	8
Nombre de PILOTES dans cette Catégorie :							9

CLASSEMENT GÉNÉRAL des QUALIFICATIONS APRÈS la MANCHE : 3

AMICALE - 4x2 Modifié

SÉR. N°	NOM et PRÉNOM	CATÉ GORIE	+++ MEILLEUR RÉSULTAT +++				PLACE
			N° MANCHE	Nb TOURS	et	TEMPS	
D 1	TYTOO David	AMICALE	3	29	T en	00:05:00.69	1
F 6	CLEMENT Adrien	AMICALE	3	29	T en	00:05:05.00	2
F 1	CONRAD Stanislas	AMICALE	3	29	T en	00:05:07.35	3
C 2	BARCELO Jean-Claude	AMICALE	3	29	T en	00:05:07.51	4
E 5	JOESSEL Ludovic	AMICALE	3	29	T en	00:05:09.31	5
F 3	PETIT David	AMICALE	3	29	T en	00:05:10.60	6
C 6	MADONNA Noel	AMICALE	3	28	T en	00:05:02.03	7
D 3	TEXEIRA Frederic	AMICALE	1	28	T en	00:05:02.28	8
C 5	LEONHART Claude	AMICALE	3	28	T en	00:05:03.37	9
D 7	SANDT Tintin	AMICALE	1	28	T en	00:05:12.09	10
D 6	STEINMETZ Vincent	AMICALE	3	27	T en	00:05:01.25	11
D 4	GOTTSHECK Fabrice	AMICALE	3	27	T en	00:05:04.23	12
D 2	LEROY Hiro-Lao	AMICALE	3	27	T en	00:05:05.09	13
E 2	REBOUX Djoul	AMICALE	2	27	T en	00:05:06.84	14
E 1	VOLTZ Nathalie	AMICALE	2	26	T en	00:05:02.33	15
C 4	LIENHARDT Thomas	AMICALE	1	26	T en	00:05:07.90	16
F 5	BEN KADDOUR Claude	AMICALE	2	25	T en	00:05:00.61	17
D 5	ARGANT Raphael	AMICALE	2	25	T en	00:05:05.08	18
F 2	HILDENBRANDT Jean-Marc	AMICALE	3	25	T en	00:05:06.96	19
E 4	HACQUARD Christophe	AMICALE	2	24	T en	00:05:00.32	20
E 3	DRISLER Philippe	AMICALE	2	24	T en	00:05:04.70	21
C 3	KASTNER David	AMICALE	2	24	T en	00:05:09.61	22
E 6	LEROY Lemonface	AMICALE	2	23	T en	00:05:07.27	23
B 3	HAYOUN Ethan	AMICALE	1	23	T en	00:05:07.62	24
B 6	EIMER Sebastien	AMICALE	3	23	T en	00:05:08.69	25
B 1	BOCK David	AMICALE	3	23	T en	00:05:11.00	26
B 2	HACQUARD Maxime	AMICALE	3	22	T en	00:05:01.99	27
B 5	PACK Rene	AMICALE	3	22	T en	00:05:09.24	28
F 4	DELLA ROCCA David	AMICALE	3	21	T en	00:05:02.92	29
B 7	SCHULTZ Laurent	AMICALE	1	21	T en	00:05:10.42	30
E 7	SEIDEL Olivier	AMICALE	1	20	T en	00:05:00.72	31
C 1	CONRAD Dominique	AMICALE	2	20	T en	00:05:06.03	32
C 8	ZOMBY R	AMICALE	1	0	T en	00:00:00.00	33


FINALE A - 2WD					
	Manche 1	Manche 2	Manche 3	Total	
1	TYTOO David	40	40	80	
2	JOESSEL Ludovic	40	39	79	
3	BARCELO Jean-Claude		39	39	78
4	MADONNA Noel		38	39	77
5	LEONHART Claude		38	38	76
6	CLEMENT Adrien		39	37	76
7	TEXEIRA Frederic		38	36	74
8	CONRAD Stan	38	35		73
9	SANDT Tintin	34	37		71
10	PETIT David	34		34	68

FINALE B - 2WD					
	Manche 1	Manche 2	Manche 3	Total	
1	GOTTSHECK Fabrice		40	38	78
2	STEINMETZ Vincent		39	38	77
3	REBOUX Djoul		37	39	76
4	BEN KADDOUR Claude	38		38	76
5	VOLTZ Nathalie	38	37		75
6	LIENHARDT Thomas	38	36		74
7	LEROY Hiro-Lao	36	36		72
8	ARGANT Raphael	33	33		66

FINALE C - 2WD					
	Manche 1	Manche 2	Manche 3	Total	
1	HILDENBRANDT Jean-Marc		35	38	73
2	HACQUARD Christophe	35		35	70
3	DIRSSLER Philippe	33		34	67
4	KASTNER David	34		31	65
5	LEROY Lemonface		32	32	64
6	EIMER Sebastien	29	28		57
7	HAYOUN Ethan	11	25		36

FINALE D - 2WD					
	Manche 1	Manche 2	Manche 3	Total	
1	BOCK David	33	33		66
2	SEIDEL Olivier		31	30	61
3	HACQUARD Maxime	31	29		60
4	DELLA ROCCA David		30	29	59
5	PACK Rene	29		30	59
6	CONRAD Dominique	28	28		56
7	SCHULTZ Laurent		28	25	53

FINALE A - 4x4					
	Manche 1	Manche 2	Manche 3	Total	
1	TEXEIRA Frederic		37	38	75
2	STEINMETZ Vincent		36	37	73
3	GOTTSHECK Fabrice	38	34		72
4	TYTOO David		34	34	68
5	ROESSEL Christophe		27	26	53
6	ARGANT Raphael	25		27	52
7	LEROY Hiro-Lao	6	6		12



Mini Auto Herrlisheim

Mini Auto Herrlisheim

Main 2012-01-15 14:00:45

Lap and Timed

Main

Position	Laps	Time	Average	Best	Laps Leading	Name
1	38	7:09,407	11.3	13/10,205	34	Fabrice GOTTSHECK4
2	37	7:00,647	11.369	36/9,834	0	Frederic TEXEIRA4
3	35	7:01,316	12.038	20/10,175	4	Vincent STEINMETZ4
4	32	7:03,056	13.22	7/10,935	0	David TYTOO4
5	26	7:07,022	16.424	5/12,668	0	Christophe ROESSEL
6	25	7:13,153	17.326	2/13,930	0	Raphal ARGANT4
7	6	1:53,050	18.842	3/12,878	0	Hiro-Lao LEROY4

Lap Times and Position

Lap	Fabrice GOTTSHECK4	Frederic TEXEIRA4	Vincent STEINMETZ4	David TYTOO4	Christophe ROESSEL	Raphal ARGANT4	Hiro-Lao LEROY4
1	14.75	18.836	14.189	21.54	30.713	32.085	22.441
2	11.627	12.768	11.066	11.727	14.12	13.93	16.814
3	11.006	11.857	11.106	11.907	18.827	16.574	12.878
4	10.575	11.436	11.176	15.803	17.185	17.044	20.309
5	12.238	10.635	13.119	12.097	12.668	17.295	18.306
6	11.857	11.557	11.547	11.407	19.057	17.929	22.302
7	10.605	10.846	13.7	10.935	18.327	17.663	
8	11.046	10.305	13.66	13.539	18.877	19.288	
9	12.287	11.436	10.435	13.93	14.08	14.691	
10	10.675	12.518	16.934	12.528	14.851	14.671	
11	10.796	11.156	10.816	12.588	14.391	14.071	
12	10.625	10.766	10.956	12.828	14.35	17.475	
13	10.205	10.685	11.026	12.067	13.74	15.743	
14	11.757	10.465	10.465	11.817	13.189	19.308	
15	10.685	12.568	10.205	12.658	13.9	14.25	
16	10.655	10.525	12.589	12.428	16.384	17.105	
17	10.846	12.117	12.417	13.199	13.239	18.637	
18	10.975	10.856	10.235	11.917	13.249	15.502	
19	10.475	10.515	10.605	12.238	16.033	16.313	
20	11.787	10.605	10.175	13.259	16.344	18.877	
21	11.216	11.056	12.288	13.549	15.883	19.519	
22	11.727	10.025	11.166	14.501	18.627	15.241	
23	10.685	10.545	15.483	14.861	12.798	18.467	
24	10.836	10.765	11.666	12.589	15.532	14.341	
25	10.455	13.84	15.052	13.339	27.189	17.134	
26	11.056	10.706	11.657	12.127	13.469		
27	11.477	12.968	10.946	11.256			
28	10.565	10.476	12.688	11.747			
29	11.046	10.214	10.906	20.079			
30	14.25	12.648	12.598	12.458			
31	11.837	9.844	13.509	14.511			
32	11.697	10.956	12.798	11.627			
33	11.577	10.826	13.459				
34	10.996	11.216	10.185				
35	11.487	10.655	10.494				
36	10.826	9.834					
37	11.437	11.621					
38	10.765						



Mini Auto Herrlisheim

Mini Auto Herrlisheim

Main 2012-01-15 14:09:56

Lap and Timed

Main

Position	Laps	Time	Average	Best	Laps Leading	Name
1	33	7:07,663	12.959	24/11,697	31	David BOCK
2	31	7:11,117	13.907	9/11,727	2	Maxime HACQUARD
3	29	7:00,594	14.503	22/12,578	0	Rene PACK
4	28	7:06,130	15.219	12/12,338	0	Dominique CONRAD
5	28	7:10,851	15.388	24/5,117	0	David DELLA ROCCA
6	21	7:04,698	20.224	19/12,608	0	Laurent SCHULTZ
7	17/29	7:06,803	25.106	8/12,699	0	Olivier SEIDEL

Lap Times and Position

Lap	David BOCK	Maxime HACQUARD	Rene PACK	Dominique CONRAD	David DELLA ROCCA	Laurent SCHULTZ	Olivier SEIDEL
1	17.794	16.392	18.325	24.295	19.827	97.589	23.092
2	11.727	12.668	14.351	13.709	13.79	13.83	13.249
3	13.519	14.781	12.668	13.279	13.109	16.093	12.939
4	12.077	12.859	14.461	16.714	16.965	15.692	13.099
5	13.71	13.75	20.109	13.97	12.638	28.25	15.462
6	12.608	13.83	18.587	15.182	13.279	16.253	14.03
7	12.138	12.318	13.329	13.739	12.688	15.963	12.859
8	12.157	13.309	14.05	14.06	12.318	13.55	12.699
9	12.227	11.727	13.339	14.751	12.848	15.211	29.672
10	14.521	14.341	13.009	15.895	12.558	14.351	136.346
11	12.067	14.861	16.373	12.626	20.86	13.93	13.019
12	14.571	12.718	14.672	12.338	14.441	13.139	13.99
13	12.428	14.901	13.869	13.67	12.899	13.179	16.073
14	12.588	13.83	13.65	16.303	15.693	14.751	18.046
15	12.227	13.499	13.64	13.069	14.06	15.082	22.332
16	13.099	15.162	13.89	13.81	14.721	13.92	42.651
17	12.108	14.591	16.684	13.8	22.663	31.275	17.245
18	11.797	12.808	13.61	18.076	14.461	16.874	
19	15.883	13.569	13.509	14.741	15.012	12.608	
20	13.039	13.379	12.638	13.289	16.424	15.122	+ 12 T.
21	12.728	12.828	13.109	13.579	16.093	18.036	
22	11.967	13.239	12.578	14.221	13.019		
23	13.389	14.461	13.93	19.668	13.139		
24	11.697	12.278	13.539	25.236	5.117		
25	13.93	13.69	17.856	14.691	37.344		
26	13.279	14	13.66	13.71	15.082		
27	12.308	17.735	13.499	13.529	16.384		
28	13.069	12.628	14.731	14.18	13.419		
29	12.749	14.351	12.929				
30	12.127	16.023					
31	12.538	14.591					
32	13.259						
33	12.338						



Mini Auto Herrlisheim

Mini Auto Herrlisheim

Main 2012-01-15 14:22:05

Lap and Timed

Main

Postion	Laps	Time	Average	Best	Laps Leading	Name
1	35	7:00,041	12.001	30/10,395	32	Jean-Marc HILDENBRANDT
2	35	7:11,228	12.321	24/11,016	0	Christophe HACQUARD
3	34	7:03,850	12.466	21/11,096	3	David KASTNER
4	33	7:02,873	12.814	18/10,425	0	Philippe DRISSLER
5	31	7:14,734	14.024	5/11,517	0	Lemonface LEROY
6	29	7:13,670	14.954	3/12,057	0	Sebatien EIMER
7	11	3:21,057	18.278	10/13,950	0	Ethan HAYOUN

Lap Times and Position

Lap	Jean-Marc HILDENBRANDT	Christophe HACQUARD	David KASTNER	Philippe DRISSLER	Lemonface LEROY	Sebatien EIMER	Ethan HAYOUN
1	14.399	19.898	15.642	21.52	23.593	21.343	24.664
2	15.432	12.878	12.578	12.728	15.693	20.716	14.981
3	11.907	12.037	11.777	11.266	12.067	12.057	14.821
4	11.967	11.036	13.049	11.947	13.84	16.093	14.641
5	14.361	17.134	15.262	12.208	11.517	15.973	16.637
6	11.717	13.499	12.188	13.289	12.408	15.562	14.538
7	11.176	13.199	11.296	10.785	13.539	13.82	14.501
8	11.917	11.647	11.967	13.119	14.681	13.089	17.014
9	13.65	11.436	14.291	14.301	13.92	15.082	33.999
10	11.106	11.837	11.787	11.437	13.74	12.508	13.95
11	11.116	11.737	12.027	11.746	12.708	12.718	21.311
12	11.226	13.089	12.037	11.216	14.972	15.412	
13	11.116	11.707	11.386	10.796	12.478	13.269	
14	13.539	11.696	11.647	12.728	12.718	14.501	
15	11.096	11.487	12.508	12.177	12.157	13.951	
16	10.946	11.827	13.489	11.026	12.338	14.06	
17	11.567	12.268	12.087	12.368	12.558	17.455	
18	11.406	11.757	11.527	10.425	15.753	14.791	
19	12.348	12.028	12.038	11.547	14.401	13.95	
20	11.266	12.067	11.877	19.057	11.607	14.942	
21	11.917	11.306	11.096	12.718	21.07	14.751	
22	11.006	13.089	11.617	15.482	12.388	14.881	
23	12.047	11.697	13.98	12.228	16.774	14.921	
24	13.61	11.016	13.139	12.588	13.94	13.389	
25	10.685	11.877	11.917	11.897	13.229	14.831	
26	11.456	11.036	11.817	12.207	12.208	14.591	
27	11.106	11.647	13.94	13.409	13.419	14.991	
28	13.579	11.777	13.58	12.478	12.177	15.372	
29	10.946	11.837	11.146	11.647	15.312	14.651	
30	10.395	12.007	11.827	10.765	12.268		
31	11.326	12.498	12.848	10.876	15.261		
32	11.386	11.346	13.069	13.549			
33	11.937	11.627	11.837	17.343			
34	13.6	12.828	11.577				
35	11.787	11.376					



Mini Auto Herrlisheim

Mini Auto Herrlisheim

Main 2012-01-15 14:31:33

Lap and Timed

Main

Position	Laps	Time	Average	Best	Laps Leading	Name
1	38	7:01,533	11.093	31/9,674	8	Nathalie VOLTZ
2	38	7:02,204	11.111	7/9,994	30	Fabrice GOTTSHECK
3	38	7:10,587	11.331	14/10,315	0	Claude BEN KADDOUR
4	37	7:07,007	11.541	11/10,105	0	Djoul REBOUX
5	36	7:04,990	11.805	19/10,365	0	Hiro-Lao LEROY
6	35	7:00,191	12.005	18/10,435	0	Vincent STEINMETZ
7	33	7:09,296	13.009	32/10,414	0	Raphat ARGANT
8	25 37	7:02,858	16.914	23/9,964	0	Thomas LIENHARDT

Lap Times and Position

Lap	Nathalie VOLTZ	Fabrice GOTTSHECK	Claude BEN KADDOUR	Djoul REBOUX	Hiro-Lao LEROY	Vincent STEINMETZ	Raphat ARGANT	Thomas LIENHARDT
1	15.771	14.56	18.846	21.359	16.112	17.364	25.625	26.226
2	10.546	12.237	10.635	11.166	12.588	15.622	17.405	13.87
3	12.497	15.262	12.868	10.625	17.425	12.798	12.178	12.057
4	11.417	10.365	11.016	11.567	11.216	10.565	12.147	11.517
5	11.506	11.056	10.846	10.605	10.986	10.605	14.461	12.428
6	10.505	10.115	10.615	10.125	11.517	10.956	12.528	11.056
7	10.645	9.994	10.685	10.986	10.605	10.475	14.17	11.487
8	10.685	10.605	10.335	10.165	11.877	10.916	12.408	22.913 + 1
9	11.707	10.705	10.795	11.767	11.817	11.627	12.788	12.846
10	10.395	10.375	10.685	11.016	10.896	11.406	11.487	10.455
11	10.645	10.104	10.795	10.105	10.976	12.688	12.398	10.846
12	11.497	10.044	10.896	11.747	10.936	11.456	11.436	10.976
13	10.335	12.598	10.495	10.295	12.388	10.886	15.793	11.547
14	10.846	10.615	10.315	11.487	13.279	10.976	14.651	10.976
15	10.465	10.255	10.645	10.525	11.036	14.11	10.906	11.006
16	11.296	10.185	12.698	10.565	14.971	13.329	11.396	11.206
17	9.984	10.285	10.796	13.61	10.556	10.475	13.72	11.787
18	11.947	10.675	10.405	11.106	10.535	10.435	15.393	10.655
19	10.635	11.537	10.856	10.505	10.365	12.287	12.147	11.496
20	15.252	10.525	11.086	10.415	12.218	10.956	12.518	23.374
21	10.175	10.175	10.355	18.607	11.116	10.765	12.739	35.211 + 3
22	10.645	15.302	13.289	10.435	11.456	12.718	11.226	77.241 + 6
23	10.004	10.054	10.926	12.168	11.376	12.238	11.346	9.964
24	9.944	9.994	10.535	12.288	11.777	12.909	13.76	10.265
25	13.399	12.588	10.926	12.138	10.615	15.933	13.039	21.451 + 2
26	11.446	10.125	12.348	10.415	11.697	13.309	11.447	
27	10.405	10.225	10.415	11.236	10.765	11.106	11.827	
28	10.365	10.495	12.208	11.256	11.827	11.577	10.765	
29	11.176	10.525	11.237	10.926	12.007	13.539	12.288	
30	11.206	10.865	11.025	11.156	10.755	10.665	11.086	
31	9.674	10.846	13.439	11.066	11.737	10.515	11.126	12
32	12.218	10.295	10.395	10.705	11.326	11.227	10.414	
33	10.415	10.625	10.605	10.976	13.059	10.785	12.678	
34	10.495	10.095	11.366	10.926	11.336	11.947		
35	9.965	11.406	10.876	10.946	10.966	11.026		
36	10.144	10.636	10.335	10.986	10.876			
37	10.816	10.775	11.537	11.036				
38	10.465	15.081	12.457					

A-1



Mini Auto Herrlisheim

Mini Auto Herrlisheim

Main 2012-01-15 14:41:28

Lap and Timed

Main

Postion	Laps	Time	Average	Best	Laps Leading	Name
1	40	7:08,860	10.722	14/9,714	12	David TYTOO
2	39	7:07,042	10.95	25/9,293	28	Ludovic JOESSEL
3	38	7:00,324	11.061	22/9,664	0	Jean-Claude BARCELO
4	38	7:02,132	11.109	27/9,624	0	Stanislas CONRAD
5	37	7:00,450	11.364	15/9,724	0	Noel MADONNA
6	37	7:04,756	11.48	15/10,004	0	Claude LEONHART
7	36	6:59,460	11.652	22/9,794	0	Adrien CLEMENT
8	35	7:04,418	12.126	23/10,125	0	Frederic TEXEIRA
9	34	7:00,192	12.359	24/9,894	0	Tintin SANDT
10	34	7:05,429	12.513	25/9,974	0	David PETIT

Lap Times and Position

Lap	David TYTOO	Ludovic JOESSEL	Jean-Claude BARCELO	Stanislas CONRAD	Noel MADONNA	Claude LEONHART	Adrien CLEMENT	Frederic TEXEIRA
1	13.187	15.33	13.748	21.149	19.727	16.462	18.735	18.054
2	9.984	10.285	11.466	10.175	9.984	10.275	10.575	10.475
3	10.846	11.316	11.647	10.865	10.285	11.787	10.445	11.627
4	10.015	11.837	10.786	10.315	9.874	10.525	11.637	15.072
5	12.557	11.066	11.757	10.835	12.368	13.539	13.75	10.835
6	10.064	10.445	10.956	11.326	15.061	13.169	11.026	10.966
7	11.246	9.764	10.515	13.79	10.275	10.294	10.044	11.717
8	10.588	10.255	9.724	11.086	12.898	13.785	13.549	11.058
9	12.705	10.104	12.187	10.234	10.856	12.763	13.349	15.861
10	13.049	11.357	10.916	10.786	11.507	13.429	10.155	10.636
11	10.495	10.295	11.196	9.824	10.224	12.067	10.205	10.495
12	11.647	9.434	12.578	9.904	9.734	10.315	11.997	10.686
13	10.986	10.956	10.315	10.575	11.296	10.525	10.385	10.455
14	9.714	9.584	11.737	11.527	10.625	13.119	9.904	10.215
15	9.954	11.086	10.255	11.696	9.724	10.004	12.258	12.948
16	10.365	10.064	9.814	9.764	9.744	10.335	10.075	13.8
17	10.445	10.115	9.824	10.655	9.794	12.588	11.216	11.166
18	10.545	9.624	10.025	9.845	9.904	10.425	13.419	10.194
19	10.014	10.004	10.284	9.974	10.315	10.926	10.034	10.275
20	10.445	10.555	10.014	11.246	12.778	10.034	10.265	10.695
21	9.934	10.795	10.175	10.024	12.077	10.235	9.824	10.725
22	9.754	9.614	9.664	9.904	10.535	10.194	9.794	11.016
23	11.907	9.584	12.658	10.865	14.444	10.275	13.529	10.125
24	9.854	9.744	11.757	13.039	11.082	11.146	12.127	14.701
25	12.448	9.293	10.225	10.265	11.867	11.196	10.365	11.526
26	12.077	9.294	10.104	14.23	10.735	10.495	9.965	12.007
27	10.215	9.553	9.965	9.624	10.497	10.716	17.996	10.275
28	11.016	12.689	12.628	10.515	11.775	10.515	11.556	12.157
29	9.734	12.297	10.856	10.055	10.876	10.545	11.577	11.777
30	10.064	12.879	12.658	9.794	11.106	10.826	10.735	13.209
31	9.794	12.718	10.275	10.415	11.777	15.773	10.755	15.122
32	10.715	10.335	12.528	10.735	10.315	10.415	11.577	16.584
33	9.794	13.259	14.541	14.16	10.608	10.485	10.335	14.621
34	11.456	11.566	10.375	10.105	11.865	10.585	14.23	11.256
35	9.894	9.744	10.175	9.974	10.224	10.765	11.607	12.087
36	10.084	10.004	10.565	10.425	13.249	10.014	10.465	
37	10.205	120.78	10.425	10.094	10.445	14.21		
38	10.605	9.434	11.006	12.338				
39	9.844	9.984						
40	10.615							

417



Mini Auto Herrlisheim

Mini Auto Herrlisheim

Main 2012-01-15 14:57:24


Lap and Timed

Main

Postion	Laps	Time	Average	Best	Laps Leading	Name
1	37	7:02,136	11.409	35/10,255	37	Frederic TEXEIRA4
2	36	7:09,505	11.931	7/10,155	0	Vincent STEINMETZ4
3	34	7:01,232	12.389	26/10,285	0	David TYTOO4
4	34	7:06,110	12.533	13/10,365	0	Fabrice GOTTSHECK4
5	27	7:09,655	15.913	25/13,039	0	Christophe ROESSEL
6	19	7:16,928	22.996	14/14,651	0	Raphal ARGANT4
7	6	1:51,520	18.587	3/14,491	0	Hiro-Lao LEROY4

Lap Times and Position

Lap	Frederic TEXEIRA4	Vincent STEINMETZ4	David TYTOO4	Fabrice GOTTSHECK4	Christophe ROESSEL	Raphal ARGANT4	Hiro-Lao LEROY4
1	13.668	17.584	14.59	19.517	20.227	38.404	26.977
2	11.306	13.82	12.017	11.727	16.504	28.02	17.105
3	10.335	12.227	11.356	12.067	15.773	45.886	14.491
4	10.595	10.846	10.785	11.867	13.46	21.881	15.132
5	10.826	10.525	11.356	11.296	13.87	19.218	18.467
6	11.356	12.208	11.887	13.92	13.98	21.962	19.348
7	10.455	10.155	11.296	10.936	15.212	16.354	
8	11.356	10.755	11.647	11.476	14.1	18.807	
9	12.528	11.016	11.326	11.041	17.725	14.851	
10	11.397	10.374	12.097	13.304	16.744	18.727	
11	12.418	10.745	11.416	12.187	13.469	25.407	
12	12.538	11.467	15.793	10.785	17.075	19.388	
13	14.821	13.569	11.036	10.365	14.59	16.574	
14	10.986	16.234	11.276	10.765	13.149	14.651	
15	11.116	12.608	10.806	13.71	16.534	24.236	
16	11.967	10.515	10.886	10.805	17.795	22.131	
17	10.675	15.993	14.02	38.155	14.751	19.958	
18	12.798	12.788	11.226	15.542	15.352	21.491	
19	11.246	10.936	10.876	11.617	14.341	28.982	
20	10.345	10.355	11.687	11.086	14.491		
21	11.747	12.108	14.07	11.266	28.12		
22	11.617	11.076	14.701	11.036	13.169		
23	11.447	14.15	11.176	10.605	15.833		
24	10.595	11.587	12.268	10.605	15.422		
25	10.906	10.905	11.787	11.557	13.039		
26	10.565	10.275	10.285	11.016	21.711		
27	11.176	10.715	11.005	11.156	13.219		
28	10.495	10.245	11.587	12.648			
29	10.735	11.406	11.296	10.415			
30	10.846	11.847	14.941	10.445			
31	10.495	10.245	10.555	10.685			
32	10.866	10.615	12.428	10.816			
33	10.415	12.548	11.106	10.786			
34	11.376	10.585	26.648	10.906			
35	10.255	10.866					
36	15.002	15.612					
37	10.866						



Mini Auto Herrlisheim

Mini Auto Herrlisheim

Main 2012-01-15 15:06:56

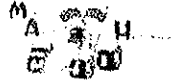
Lap and Timed

Main

Position	Laps	Time	Average	Best	Laps Leaving	Name
1	33	7:10,709	13.052	28/11,579	31	David BOCK
2	31	7:12,737	13.959	19/11,737	0	Olivier SEIDEL
3	30	7:00,717	14.024	6/11,737	0	David DELLA ROCCA
4	29	7:05,250	14.664	24/11,877	2	Maxime HACQUARD
5	28	7:01,712	15.061	27/12,738	0	Rene PACK
6	28	7:03,208	15.115	18/12,258	0	Laurent SCHULTZ
7	28	7:09,810	15.35	2/11,717	0	Dominique CONRAD

Lap Times and Position

Lap	David BOCK	Olivier SEIDEL	David DELLA ROCCA	Maxime HACQUARD	Rene PACK	Laurent SCHULTZ	Dominique CONRAD
1	19.837	20.438	23.683	17.173	22.271	24.885	21.99
2	12.338	12.588	14.862	14.411	13.459	14.541	11.717
3	13.379	14.16	17.034	22.673	12.989	13.6	13.75
4	11.787	14.701	17.035	15.542	14.751	15.212	14.231
5	13.58	13.82	12.598	18.396	13.469	12.989	12.468
6	13.179	16.714	11.737	13.321	13.239	14.911	14.751
7	12.338	14.351	16.033	13.257	13.72	17.095	18.687
8	12.268	16.594	13.85	13.099	13.88	12.658	14.261
9	12.117	14.621	14.581	12.638	12.989	12.718	14.591
10	13.019	13.71	12.428	31.576	12.959	13.9	13.009
11	18.075	12.989	15.232	14.431	13.74	14.941	12.899
12	11.997	11.817	12.378	13.199	13.189	13.86	16.263
13	15.072	12.158	14.321	14.381	13.439	17.245	13.98
14	12.258	15.632	11.947	15.142	13.66	13.96	14.18
15	12.508	11.757	12.177	13.019	13.209	14.02	12.218
16	11.997	15.584	12.969	13.549	24.635	18.086	17.455
17	12.428	15.901	15.232	12.778	13.55	14.08	13.409
18	12.738	12.147	12.878	12.558	13.569	12.258	14.171
19	12.047	11.737	11.887	13.029	16.734	16.984	13.229
20	11.968	12.228	13.57	15.863	14.22	15.202	16.704
21	12.778	12.358	12.859	12.548	17.906	15.432	19.198
22	11.807	13.509	17.335	14.12	14.711	14.531	12.778
23	12.488	15.342	13.139	13.189	17.485	14.411	16.644
24	12.799	13.499	12.879	11.877	19.107	14.11	16.954
25	12.958	12.969	14.511	12.177	13.96	13.71	21.751
26	12.238	11.847	13.069	12.959	18.797	13.58	15.552
27	12.148	16.423	12.268	12.989	12.738	16.293	14.171
28	11.579	13.82	12.348	12.898	13.337	17.996	18.799
29	14.078	12.899	12.498	12.458			
30	12.508	13.519	13.379				
31	15.302	12.905					
32	12.879						
33	12.217						



Mini Auto Herrlisheim

Mini Auto Herrlisheim

Main 2012-01-15 15:17:22

Lap and Timed

Main

Position	Laps	Time	Average	Best	Laps Leading	Name
1	35	7:00,331	12.009	7/10,575	35	Jean-Marc HILDENBRANDT
2	34	7:09,466	12.631	16/11,246	0	Christophe HACQUARD
3	32	7:13,050	13.533	18/11,677	0	Lemonface LEROY
4	31	7:10,205	13.878	20/11,296	0	David KASTNER
5	30	6:38,305	13.277	6/11,276	0	Philippe DRISSLER
6	28	7:02,335	15.083	7/11,567	0	Sebatien EIMER
7	25	7:10,969	17.239	10/12,258	0	Ethan HAYOUN

Lap Times and Position

Lap	Jean-Marc HILDENBRANDT	Christophe HACQUARD	Lemonface LEROY	David KASTNER	Philippe DRISSLER	Sebatien EIMER	Ethan HAYOUN
1	14.409	20.618	17.784	16.152	20.358	22.972	19.837
2	12.608	11.426	12.188	13.139	12.818	13.439	15.062
3	11.296	11.386	15.021	12.718	16.384	15.622	13.589
4	11.647	11.657	12.337	16.894	14.471	12.989	16.063
5	14.04	12.007	12.368	14.01	13.028	15.362	16.313
6	15.502	12.558	12.047	12.738	11.276	15.211	20.86
7	10.575	11.927	12.909	12.268	11.487	11.567	14.381
8	13.359	13.009	12.077	13.84	11.487	11.797	13.699
9	11.266	13.309	16.834	13.039	11.497	12.027	12.648
10	10.986	11.597	12.508	12.758	13.89	15.612	12.258
11	11.326	11.277	15.182	12.548	16.364	13.439	20.079
12	12.558	11.666	12.127	12.348	11.557	18.126	23.464
13	11.306	12.448	14.631	15.442	15.082	19.158	21.922
14	11.166	16.424	12.848	11.407	11.627	15.552	14.33
15	11.136	16.724	13.149	15.332	11.607	15.392	14.641
16	12.768	11.246	13.63	17.175	11.897	17.084	20.57
17	12.528	11.456	12.979	19.097	11.827	14.992	14.301
18	11.356	11.547	11.677	12.828	13.87	15.022	14.491
19	11.597	15.262	12.929	11.777	12.298	14.161	15.612
20	11.567	11.697	15.432	11.296	14.651	17.785	22.102
21	12.848	11.657	13.9	16.904	11.537	16.143	22.953
22	10.826	11.647	16.003	14.24	13.79	14.22	15.713
23	10.966	12.659	14.06	13.79	13.71	13.85	19.789
24	13.8	12.237	15.743	12.397	11.507	12.518	18.987
25	11.476	11.757	11.977	11.777	11.677	13.8	17.305
26	12.398	13.98	12.177	14.381	14.631	12.989	
27	11.647	11.857	13.68	14.31	11.326	16.404	
28	11.036	11.977	11.727	12.999	15.923	15.102	
29	11.256	11.877	11.947	12.808	11.737		
30	11.807	11.837	13.389	15.132	14.991		
31	11.216	11.837	14.05	14.661			
32	11.406	12.208	13.74				
33	11.857	12.167					
34	11.917	12.528					
35	12.879						



Mini Auto Herrlisheim

Mini Auto Herrlisheim

Main 2012-01-15 15:28:35


Lap and Timed

Main

Position	Laps	Time	Average	Best	Laps Leading	Name
1	40	7:07,743	10.694	4/9,854	40	Fabrice GOTTSHECK
2	39	7:10,445	11.037	3/10,155	0	Vincent STEINMETZ
3	37	7:02,837	11.428	28/9,984	0	Nathalie VOLTZ
4	37	7:05,200	11.492	25/10,155	0	Djoul REBOUX
5	36	7:00,543	11.682	32/10,225	0	Claude BEN KADDOUR
6	36	7:07,526	11.876	11/10,505	0	Hiro-Lao LEROY
7	36	7:13,012	12.028	17/10,095	0	Thomas LIENHARDT
8	33	7:01,404	12.77	29/10,165	0	Raphal ARGANT

Lap Times and Position

Lap	Fabrice GOTTSHECK	Vincent STEINMETZ	Nathalie VOLTZ	Djoul REBOUX	Claude BEN KADDOUR	Hiro- Lao LEROY	Thomas LIENHARDT	Rapha ARGANT
1	13.438	13.708	17.083	14.61	15.1	17.324	17.834	16.602
2	10.285	10.435	10.846	10.265	11.697	11.637	11.727	12.578
3	10.245	10.155	10.626	10.636	11.426	10.806	11.396	18.797
4	9.854	11.226	10.555	10.615	15.322	14.34	11.126	11.436
5	10.615	10.615	10.735	10.475	10.715	10.765	22.082	13.92
6	10.645	10.425	10.565	10.585	10.976	11.036	10.826	15.962
7	10.295	10.545	10.044	10.976	10.385	11.376	10.134	13.82
8	10.645	10.735	10.615	10.725	14.579	13.449	10.986	15.002
9	10.365	12.328	10.415	11.647	20.394	12.118	10.445	11.296
10	10.025	10.615	16.323	12.808	10.814	12.268	10.655	14.461
11	12.738	10.886	10.265	10.916	10.585	10.505	12.258	11.536
12	10.525	10.295	12.999	10.315	10.645	12.098	11.146	15.132
13	11.827	10.485	10.235	10.866	11.406	11.596	10.545	11.717
14	10.445	10.255	10.345	10.495	10.665	11.076	12.818	12.238
15	10.525	12.207	11.046	13.039	12.348	12.538	11.547	11.967
16	10.555	10.445	10.475	10.846	11.356	10.525	14.25	11.196
17	10.605	11.639	12.558	10.585	10.515	10.816	10.095	11.837
18	10.645	13.257	10.195	12.107	11.467	11.076	14.491	13.035
19	10.185	11.296	11.306	10.405	10.705	11.166	10.435	11.146
20	10.275	10.335	10.155	10.815	10.685	10.775	10.765	16.624
21	10.255	11.066	11.907	10.175	10.705	10.946	12.638	11.507
22	10.255	10.255	10.956	10.185	10.475	10.796	12.939	11.096
23	10.906	12.177	10.605	10.685	11.938	10.946	14.581	12.748
24	10.675	11.026	10.365	11.076	10.936	10.705	11.867	10.625
25	10.635	12.088	13.219	10.155	11.106	11.757	11.517	11.997
26	12.768	10.705	10.575	10.274	10.675	11.326	10.117	10.635
27	10.285	11.106	17.806	11.386	10.735	10.766	12.055	10.225
28	10.495	10.565	9.984	17.535	11.497	11.617	12.899	12.117
29	10.575	10.615	10.175	15.352	10.285	11.487	11.056	10.165
30	10.185	10.345	10.666	11.186	10.625	11.677	10.765	11.096
31	10.355	10.304	12.507	15.723	11.436	14.701	10.145	10.936
32	11.066	10.976	10.525	10.725	10.225	14.351	10.605	11.036
33	10.615	10.334	13.139	10.375	10.365	11.687	10.585	16.894
34	10.395	10.445	10.876	12.949	13.63	10.766	10.896	
35	10.255	10.254	10.465	10.425	12.418	15.793	11.667	
36	9.964	10.285	10.705	12.257	11.707	10.915	13.119	
37	10.605	10.766	10.976	11.006				
38	11.186	14.11						
39	10.826	11.136						
40	10.705							



Mini Auto Herrlisheim

Mini Auto Herrlisheim

Main 2012-01-15 15:39:42

Lap and Timed


Main

Position	Laps	Time	Average	Best	Laps Leading	Name
1	40	7:01,826	10.546	11/9,373	32	David TYTOO
2	39	7:01,882	10.817	37/9,734	0	Jean-Claude BARCELO
3	39	7:10,106	11.028	23/9,654	7	Adrien CLEMENT
4	38	7:01,213	11.085	35/9,772	1	Claude LEONHART
5	38 39	7:04,579	11.173	8/9,333	0	Ludovic JOESSEL
6	38	7:06,640	11.227	10/9,383	0	Noel MADONNA
7	38	7:09,035	11.29	33/10,014	0	Frederic TEXEIRA
8	37	7:08,594	11.584	12/10,064	0	Tintin SANDT
9	35	7:07,202	12.206	9/9,414	0	Stanislas CONRAD
10	20	4:11,899	12.595	8/10,034	0	David PETIT

Lap Times and Position

Lap	David TYTOO	Jean-Claude BARCELO	Adrien CLEMENT	Claude LEONHART	Ludovic JOESSEL	Noel MADONNA	Frederic TEXEIRA	Tintin SANDT	St C
1	19.006	17.293	16.252	15.951	17.464	16.492	21.259	20.718	
2	10.155	10.586	10.465	11.547	11.096	11.216	11.677	14.761	
3	11.557	11.556	11.727	13.379	11.406	11.967	10.435	11.487	
4	12.348	9.774	9.927	11.046	13.56	10.185	12.238	10.625	
5	9.744	11.627	10.542	10.355	9.724	11.827	10.735	10.505	
6	10.055	12.147	11.807	12.828	16.704	12.057	10.765	11.727	
7	9.874	11.897	10.625	11.116	10.285	10.435	11.326	11.296	
8	10.285	10.365	10.155	10.686	9.333	10.425	12.588	10.755	
9	10.765	10.565	13.7	10.255	9.804	10.054	10.125	10.635	
10	9.874	10.215	10.094	10.865	9.984	9.383	10.255	10.275	
11	9.373	10.785	10.175	10.515	9.774	10.125	10.716	10.535	
12	9.854	12.097	10.575	10.896	10.044	10.775	10.695	10.064	
13	9.444	10.425	10.305	12.518	11.406	9.914	10.425	10.976	
14	10.125	10.084	11.757	10.465	10.315	10.576	12.177	10.505	
15	10.225	10.425	10.215	10.095	11.658	9.674	10.696	16.126	
16	10.175	10.645	13.459	11.469	11.385	12.277	10.735	11.474	
17	10.445	10.104	9.854	11.995	10.185	11.917	10.295	10.946	
18	9.994	10.916	13.259	11.126	9.884	14.041	10.475	12.638	
19	9.604	12.919	10.095	10.665	10.335	16.894	10.605	10.696	
20	10.235	10.064	10.335	10.515	14.881	12.718	10.826	10.785	
21	10.095	10.595	10.705	14.521	10.946	10.415	10.465	10.755	
22	10.495	10.425	11.306	10.465	10.976	12.929	10.996	10.876	
23	10.545	10.495	9.654	10.595	9.704	10.305	10.936	12.748	
24	11.256	12.388	10.495	11.917	12.258	9.503	10.725	12.218	
25	11.316	9.784	9.734	10.124	10.175	11.487	12.568	10.275	
26	9.994	10.245	13.68	10.345	20.2791 +1	9.914	10.175	10.315	
27	10.435	9.994	9.965	10.815	10.144	10.255	12.528	12.017	
28	10.655	9.995	12.207	10.545	9.714	11.967	11.026	15.582	
29	10.104	11.647	9.744	10.786	10.305	10.735	11.416	10.255	
30	9.904	9.894	11.867	10.555	10.856	10.365	11.266	10.395	
31	11.707	10.395	10.895	10.866	9.844	9.724	10.605	10.465	
32	9.844	9.914	10.485	10.455	9.664	12.348	10.785	11.026	
33	10.525	11.406	10.255	10.065	9.784	10.615	10.014	10.936	
34	10.335	10.335	10.425	10.146	10.125	11.256	14.621	10.926	
35	10.466	9.774	9.854	9.772	10.645	10.094	10.696	11.076	
36	10.054	9.854	12.628	10.545	9.544	10.335	10.695	10.55	
37	9.684	9.734	10.205	10.315	9.604	11.467	10.185	10.65	
38	10.986	10.064	10.024	10.094	10.785	9.974	10.285		
39	10.525	10.455	10.655						
40	9.764								

+ 2 T



A-3

Mini Auto Herrlisheim

Mini Auto Herrlisheim

Main 2012-01-15 15:57:33

Lap and Timed

Main

Position	Laps	Time	Average	Best	Laps Leading	Name
1	38	7:02,807	11.127	24/10,115	38	Frederic TEXEIRA4
2	37	7:06,811	11.535	13/9,914	0	Vincent STEINMETZ4
3	34	7:04,189	12.476	8/10,415	0	David TYTOO4
4	27	7:02,566	15.651	16/12,618	0	Raphal ARGANT4
5	26	7:05,793	16.377	21/12,748	0	Christophe ROESSEL

Lap Times and Position

Lap	Frederic TEXEIRA4	Vincent STEINMETZ4	David TYTOO4	Raphal ARGANT4	Christophe ROESSEL
1	14.65	19.116	23.162	22.411	25.085
2	13.76	11.226	10.796	14.2	17.896
3	10.745	10.996	10.866	16.163	13.66
4	11.587	10.375	10.735	12.999	14.942
5	10.795	10.766	10.796	13.619	15.793
6	10.435	10.295	15.242	15.743	13.059
7	10.856	12.568	11.006	15.402	14.871
8	11.296	10.125	10.415	17.165	21.231
9	10.555	16.293	14.18	14.381	14.641
10	12.007	12.648	18.076	15.823	17.786
11	10.425	10.655	10.986	14.881	13.119
12	10.765	11.617	11.196	13.519	17.295
13	11.557	9.914	10.916	14.361	14.01
14	10.646	10.225	13.009	14.611	16.974
15	10.254	10.225	10.765	13.93	16.784
16	10.465	10.475	10.475	12.618	17.455
17	10.445	14.06	11.917	13.599	14.471
18	10.605	11.557	14.892	13.73	17.135
19	10.896	10.062	10.455	17.535	14.671
20	10.435	11.899	10.715	14.861	15.182
21	11.386	12.288	10.735	15.112	12.748
22	11.987	13.279	10.585	15.012	18.977
23	10.986	10.695	10.816	18.797	18.136
24	10.115	10.365	12.288	12.618	16.143
25	10.445	10.164	16.434	14.05	14.431
26	10.525	10.495	12.248	16.424	19.298
27	10.595	10.415	11.697	29.002	
28	10.666	17.465	11.406		
29	10.525	10.635	12.077		
30	11.507	10.255	11.036		
31	11.246	10.144	10.755		
32	12.268	10.525	11.216		
33	10.746	10.214	18.827		
34	10.855	10.455	13.469		
35	10.846	11.517			
36	11.286	11.567			
37	10.735	11.236			
38	12.909				



Mini Auto Herrlisheim

Mini Auto Herrlisheim
 Main 2012-01-15 16:07:50
 Lap and Timed
 Main

Postion	Laps	Time	Average	Best	Laps Leading	Name
1	32	7:08,186	13.381	9/11,647	26	David BOCK
2	30	7:07,545	14.252	13/11,967	0	Olivier SEIDEL
3	30	7:08,113	14.27	18/8,352	0	Rene PACK
4	29	7:00,803	14.51	23/11,887	3	Maxime HACQUARD
5	29	7:14,291	14.976	2/11,597	3	David DELLA ROCCA
6	25	7:04,650	16.986	3/13,740	0	Laurent SCHULTZ

Lap Times and Position

Lap	David BOCK	Olivier SEIDEL	Rene PACK	Maxime HACQUARD	David DELLA ROCCA	Laurent SCHULTZ
1	26.517	23.362	24.294	20.808	22.391	23.202
2	12.027	16.414	14.952	12.969	11.597	18.096
3	13.5	16.524	15.863	13.95	13.229	13.74
4	11.877	14.581	13.79	12.848	12.718	17.966
5	11.657	15.032	14.661	13.449	14.881	17.115
6	14.291	15.903	13.089	18.336	14.331	13.78
7	12.638	14.971	13.73	16.083	19.528	14.22
8	12.208	15.232	14.381	13.38	13.89	14.731
9	11.647	12.418	13.499	12.177	14.16	18.527
10	13.449	12.728	13.059	13.87	12.778	20.86
11	11.747	15.853	14.811	15.472	12.628	18.146
12	13.399	13.84	14.21	16.303	13.82	15.142
13	13.73	11.967	13.509	12.939	12.859	14.821
14	11.817	12.558	13.169	13.46	13.179	21.07
15	13.189	12.779	13.63	14.922	14.881	15.853
16	13.72	15.953	14.641	14.12	11.917	14.01
17	12.688	12.228	14.06	12.367	14.14	16.113
18	12.528	12.238	8.352	14.851	15.292	18.647
19	13.249	14.681	14.982	13.85	15.622	17.055
20	12.198	13.089	14.069	14.371	14.361	17.515
21	12.358	12.178	12.558	15.052	14.701	17.556
22	13.369	13.58	14.11	14.561	21.761	13.87
23	12.929	12.718	13.239	11.887	24.535	19.067
24	13.059	13.099	14.591	13.8	12.498	18.266
25	13.7	14.591	15.953	14.561	13.9	15.282
26	12.818	15.051	13.549	16.103	13.179	
27	14.381	13.98	13.249	15.462	12.067	
28	16.193	13.009	13.519	14.511	15.713	
29	13.078	14.19	12.558	14.341	17.735	
30	11.737	12.798	18.036			
31	13.369					
32	13.119					



Mini Auto Herrlisheim

Mini Auto Herrlisheim

Main 2012-01-15 16:17:55

Lap and Timed

Main

Postion	Laps	Time	Average	Best	Laps Leading	Name
1	37	7:12,160	11.68	16/10,245	37	Jean-Marc HILDENBRANDT
2	35	7:01,057	12.03	32/10,525	0	Christophe HACQUARD
3	34	7:09,707	12.638	31/10,786	0	Philippe DRISSLER
4	32	7:06,172	13.318	14/10,996	0	Lemonface LEROY
5	31	7:02,895	13.642	10/11,637	0	David KASTNER
6	26	7:06,643	16.409	3/12,087	0	Sebatien EIMER

Lap Times and Position

Lap	Jean-Marc HILDENBRANDT	Christophe HACQUARD	Philippe DRISSLER	Lemonface LEROY	David KASTNER	Sebatien EIMER
1	14.89	16.893	15.281	16.733	17.884	23.533
2	11.106	13.389	11.496	12.779	16.554	13.62
3	12.188	11.697	12.077	12.017	13.139	12.087
4	11.376	11.647	13.15	13.069	14.301	20.83
5	11.677	11.997	13.952	12.258	12.668	12.208
6	10.755	10.785	12.766	13.63	15.502	15.873
7	11.867	11.707	11.126	11.757	13.309	17.976
8	11.306	11.006	15.542	12.097	11.827	14.941
9	11.186	11.246	11.487	16.253	12.027	16.093
10	11.647	10.746	11.136	13.84	11.637	14.1
11	11.697	12.097	11.597	11.597	14.841	19.668
12	11.056	12.188	11.456	11.677	11.837	16.574
13	11.847	11.556	11.196	14.891	13.84	16.884
14	10.926	11.227	16.273	10.996	11.857	19.128
15	11.447	14.271	11.116	14.844	11.677	13.68
16	10.245	12.067	11.086	14.268	12.288	20.57
17	13.009	10.775	12.718	13.61	11.847	13.379
18	10.895	11.557	13.089	11.827	14.421	13.84
19	12.147	11.417	14.09	11.817	12.187	19.178
20	10.455	11.246	11.517	11.716	16.744	16.314
21	12.788	11.487	14.271	16.424	12.368	17.044
22	10.315	11.006	11.186	12.238	13.139	14.551
23	11.316	11.587	17.215	11.406	14.281	15.712
24	13.7	11.336	11.207	13.189	17.739	16.814
25	13.169	11.456	11.566	12.958	17.061	17.055
26	11.075	15.042	11.637	16.133	11.917	14.991
27	10.535	16.384	17.465	14.34	12.047	
28	13.99	15.963	10.846	12.558	15.422	
29	13.67	11.497	12.077	14.381	12.027	
30	12.158	10.996	11.907	15.823	14.06	
31	10.595	10.816	10.786	12.618	12.447	
32	11.547	10.525	11.466	12.428		
33	10.686	11.166	13.149			
34	10.805	11.036	12.778			
35	11.447	11.246				
36	10.455					
37	12.187					



Mini Auto Herrlisheim

Mini Auto Herrlisheim

Main 2012-01-15 16:28:24

Lap and Timed

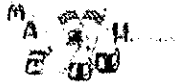
Main

Position	Laps	Time	Average	Best	Laps Leading	Name
1	39	7:11,197	11.056	30/9,954	17	Djoul REBOUX
2	38	7:02,528	11.119	37/9,694	22	Fabrice GOTTSHECK
3	38	7:07,721	11.256	36/10,014	0	Vincent STEINMETZ
4	38	7:11,049	11.343	10/10,095	0	Claude BEN KADDOUR
5	36	7:02,147	11.726	32/9,804	0	Nathalie VOLTZ
6	35	7:03,588	12.103	15/10,745	0	Hiro-Lao LEROY
7	32	7:06,802	13.338	4/10,145	0	Thomas LIENHARDT
8	31	7:02,894	13.642	17/10,615	0	Raphal ARGANT

Lap Times and Position

Lap	Djoul REBOUX	Fabrice GOTTSHECK	Vincent STEINMETZ	Claude BEN KADDOUR	Nathalie VOLTZ	Hiro-Lao LEROY	Thomas LIENHARDT	Rapha ARGANT
1	17.724	14.589	15.841	19.226	18.846	18.375	18.656	19.867
2	10.205	10.976	11.146	11.739	11.517	17.015	13.639	14.51
3	9.984	10.305	10.064	10.623	14.761	15.131	12.468	17.265
4	11.456	11.016	11.306	10.305	11.556	11.677	10.145	12.808
5	13.019	10.545	11.807	11.116	12.939	12.828	11.877	10.976
6	10.545	12.648	12.028	10.926	11.567	12.338	11.747	13.165
7	10.385	10.275	11.937	11.236	13.69	10.826	15.513	11.997
8	10.685	10.946	12.578	11.116	13.088	11.276	17.245	14.972
9	14.391	11.096	10.986	10.716	11.637	10.866	10.465	11.967
10	10.705	10.866	10.094	10.095	12.348	11.887	11.426	15.202
11	10.916	10.205	10.195	10.705	10.575	11.246	11.116	12.538
12	10.906	10.195	11.436	11.136	12.879	11.647	11.666	15.723
13	10.125	10.976	10.335	10.445	11.947	11.617	13.64	12.347
14	10.065	11.386	10.235	10.235	11.036	13.63	17.726	11.286
15	10.335	11.006	10.064	10.895	10.285	10.745	10.735	11.977
16	11.466	10.575	10.675	13.249	10.255	12.608	16.734	11.747
17	10.846	10.415	11.387	11.146	11.106	11.487	12.848	10.615
18	10.725	10.234	11.196	12.228	10.575	11.467	14.751	13.105
19	10.125	13.73	10.766	10.505	10.465	13.669	17.495	15.432
20	10.074	10.265	10.365	10.214	10.816	10.876	11.476	12.788
21	11.557	10.225	12.548	13.91	19.638	11.116	11.336	11.436
22	10.445	10.485	12.648	11.537	10.575	13.42	12.117	11.807
23	10.936	16.894	10.725	11.116	10.355	10.815	10.806	18.106
24	11.556	13.269	10.475	10.736	11.917	11.246	11.486	11.697
25	10.385	10.135	11.466	10.595	10.225	11.907	13.039	13.175
26	10.095	12.48	12.869	10.715	10.255	11.216	14.982	12.628
27	10.024	10.823	15.311	11.276	10.395	10.826	12.999	11.086
28	10.525	10.175	10.776	10.595	10.876	11.216	13.014	10.876
29	10.144	10.125	10.765	10.906	9.984	11.346	21.796	23.183
30	9.954	10.195	10.655	11.506	10.555	11.166	10.926	13.93
31	10.926	10.906	10.355	11.036	10.245	10.956	11.987	14.671
32	11.276	10.034	10.936	11.827	9.804	10.785	10.946	
33	12.017	10.265	10.625	10.826	11.146	11.737		
34	10.525	11.096	10.956	11.036	12.238	12.097		
35	11.086	12.138	11.006	10.385	10.214	12.528		
36	11.146	10.114	10.014	10.926	11.837			
37	11.246	9.694	10.626	11.356				
38	11.186	11.226	10.524	12.909				
39	11.486							

A - 3



Mini Auto Herrlisheim

Mini Auto Herrlisheim

Main 2012-01-15 16:38:27

Lap and Timed

Main

Position	Laps	Time	Average	Best	Laps Leading	Name
1	39	7:01,462	10.807	31/9,834	32	Jean-Claude BARCELO
2	39	7:09,172	11.004	31/9,574	0	Noel MADONNA
3	38	7:03,076	11.134	28/9,614	3	David TYTOO
4	38	7:10,217	11.322	2/9,834	0	Claude LEONHART
5	37	7:04,172	11.464	16/9,934	0	Adrien CLEMENT
6	36	7:06,932	11.859	27/10,115	0	Frederic TEXEIRA
7	35 ³⁸	7:05,972	12.171	33/9,313	4	Ludovic JOESSEL
8	34	7:05,340	12.51	4/9,744	0	David PETIT
9	29	7:00,174	14.489	4/10,145	0	Tintin SANDT
10	27	5:31,394	12.274	4/9,524	0	Stanislas CONRAD

Lap Times and Position

Lap	Jean-Claude BARCELO	Noel MADONNA	David TYTOO	Claude LEONHART	Adrien CLEMENT	Frederic TEXEIRA	Ludovic JOESSEL	David PETIT	T SA
1	16.232	23.953	14.149	17.574	20.087	21.449	14.95	30.713	15
2	10.425	12.548	12.288	9.834	15.863	12.568	9.854	10.485	10
3	11.536	10.064	10.956	12.197	10.175	10.255	10.595	12.788	10
4	10.625	10.155	9.904	12.878	21.341	10.446	10.105	9.744	10
5	10.014	10.354	9.884	10.375	10.545	11.446	9.694	14.322	11
6	10.826	10.635	11.757	12.087	10.285	13.19	20.209 ⁺¹	14.759	16
7	10.836	9.964	10.014	10.125	9.955	12.834	9.914	11.497	1
8	10.185	9.634	13.329	10.455	9.984	17.038	19.578 ⁺¹	10.415	15
9	10.645	11.246	10.325	11.056	10.025	13.85	10.224	10.485	15
10	10.846	13.069	10.605	10.085	10.114	10.625	37.053 ⁺¹	10.876	13
11	10.715	10.235	11.647	12.158	10.155	10.365	10.445	13.76	11
12	10.395	10.415	10.105	10.635	10.766	13.039	11.026	17.515	11
13	10.064	10.575	10.095	11.056	10.756	10.715	10.235	11.787	10
14	9.844	12.228	10.515	11.246	11.006	10.245	11.137	11.697	10
15	11.086	10.696	10.575	10.425	11.487	10.505	11.806	14.01	10
16	10.765	11.727	10.215	10.976	9.934	10.806	11.056	11.17	10
17	11.406	12.868	12.708	13.67	10.816	11.366	9.935	10.801	11
18	11.757	10.555	11.567	11.707	10.395	11.186	10.094	9.804	11
19	9.874	10.395	12.618	10.314	10.245	14	11.567	10.495	86
20	10.185	9.744	11.376	10.495	10.075	10.615	9.864	10.465	10
21	10.355	9.854	10.866	11.216	10.866	13.329	19.518	10.285	10
22	10.055	10.255	10.695	12.058	11.707	11.196	11.637	11.626	10
23	13.489	10.365	11.106	10.595	10.636	10.896	9.834	18.947	11
24	10.305	9.904	10.155	12.478	10.725	10.956	9.884	11.527	10
25	11.867	9.644	15.502	10.896	12.808	11.797	11.687	17.315	10
26	10.355	10.415	11.266	11.517	9.954	12.027	10.165	10.125	10
27	10.735	10.525	11.116	10.555	10.936	10.115	10.054	10.445	10
28	10.215	10.004	9.614	10.325	10.675	11.386	10.045	11.617	10
29	10.385	12.218	10.355	9.964	10.355	10.275	10.445	10.666	10
30	10.305	10.846	11.466	10.125	11.126	11.437	10.586	10.785	
31	9.834	9.574	10.225	10.235	10.084	11.977	9.894	12.979	
32	11.166	10.525	11.727	11.376	11.817	10.545	11.127	10.054	
33	11.586	10.094	11.256	12.207	13.189	12.428	9.313	11.106	
34	10.064	9.804	10.014	12.368	12.348	10.545	11.807	10.275	
35	10.315	11.727	11.426	10.846	10.846	10.705	10.635		
36	11.296	9.714	10.205	10.435	11.196	10.775			
37	10.315	10.655	10.675	12.137	10.895				
38	10.725	11.737	10.775	11.536					
39	9.834	10.252							

Bonne fin de saison pour les fans de notre club

+37